

SmartPTT Mobile 3.5.0 for iOS

Release Notes

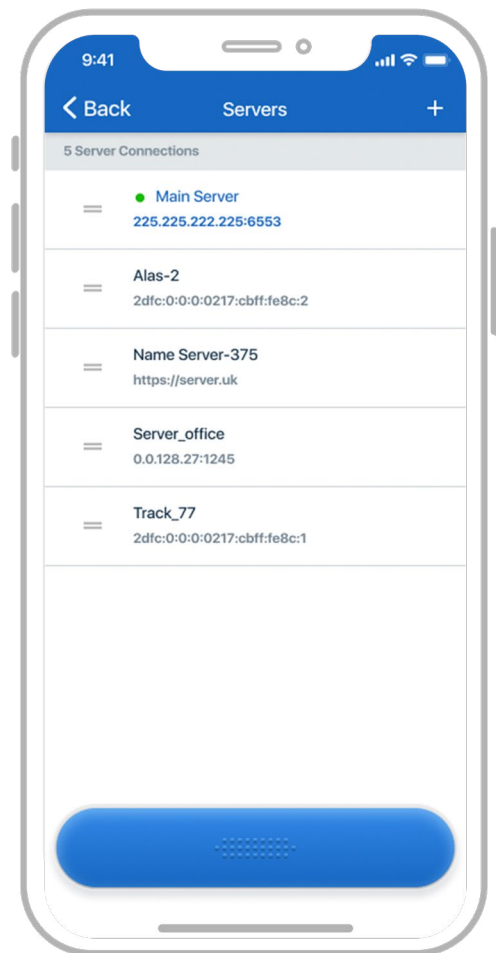
Table of Contents

Server Switchover	3
Reconnect Timeout	4
Notifications	5
Volume Settings	6
Audio Accessories Support	7
Contact us	8

Server Switchover

Switch between different connections to the same server in case of communication problems or server failure

- **Automatic reconnection to redundant server**
In case of disconnection from the primary server, SmartPTT Mobile automatically reconnects to the redundant radioserver.
- **Seamless change of network type**
As you switch between Wi-Fi and mobile internet, SmartPTT Mobile can reconnect to the radioserver using the appropriate connection parameters.
- **Prioritized list of servers**
When changing the network type or losing connection with the server, the mobile application tries to connect to the servers from the list in order of priority.
- **Notification about connection failure**
If the connection is not successful, the user will receive a notification.



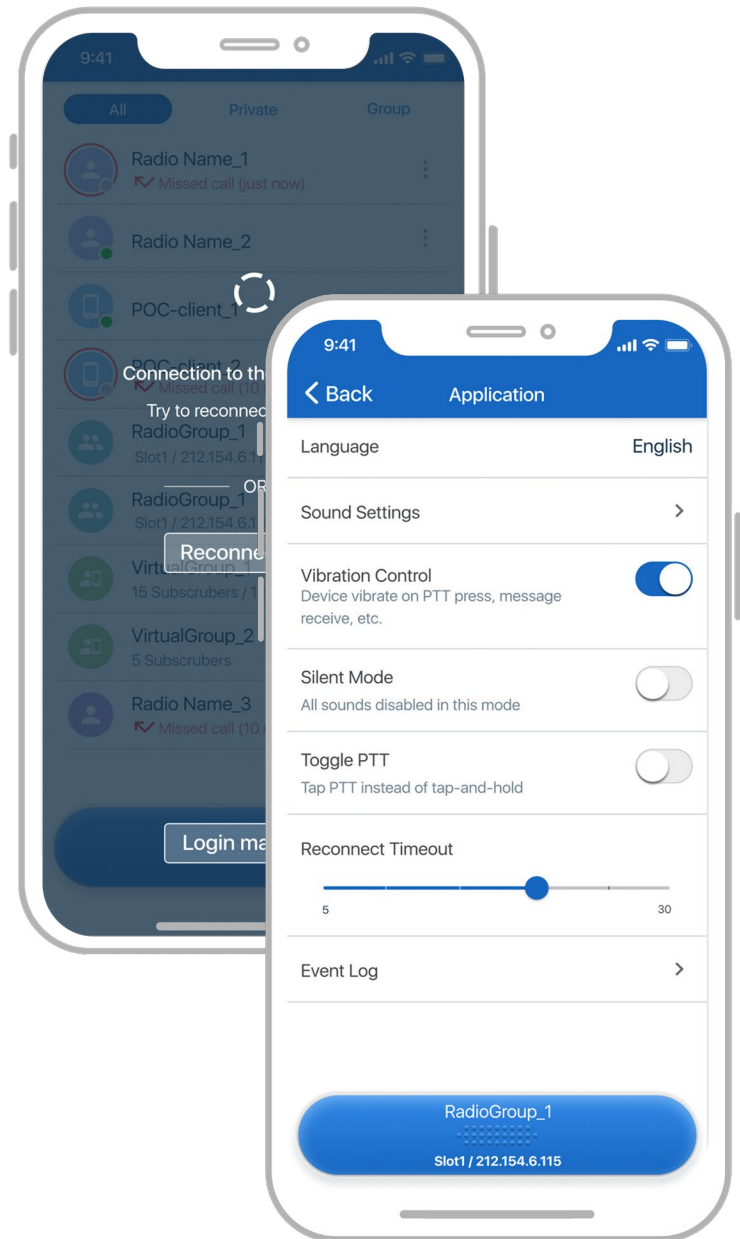
NOTE

The use of automatic switching for servers with different network configurations and profiles is not acceptable and may lead to incorrect work of the mobile application.

Reconnect Timeout

Configure intervals between reconnection attempts

- **Configurable timeout for reconnection**
Now you can configure the interval after which SmartPTT Mobile will try to reconnect to the server. Each reconnection attempt includes going through the configured list of servers.
- **Manual mode for immediate reconnection**
You can start reconnection immediately by tapping the corresponding button.
- **Awareness of the reconnection status**
You will receive sound notifications when SmartPTT Mobile tries to reconnect.



Notifications

Configure SmartPTT Mobile notifications in your device OS to be aware of events in the SmartPTT system

Now SmartPTT Mobile notifies about the following events:

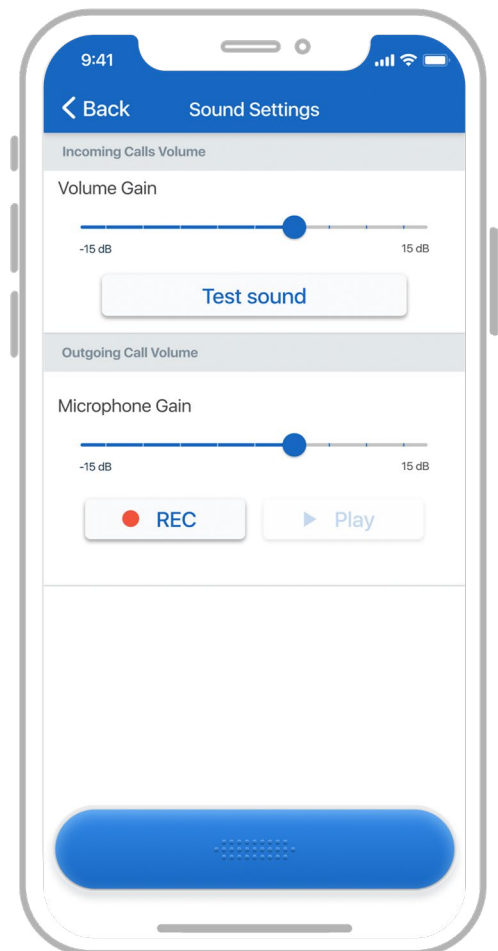
- Emergency mode activation and deactivation
- New messages in chats
- Receiving and transmitting voice calls
- Lost connection
- Reconnection



Volume Settings

Configure call volume in SmartPTT Mobile settings

- **Configurable volume of incoming and outgoing calls**
SmartPTT Mobile sound level can be configured in its settings independent of the device configuration.
- **Test sound during configuration**
You can test the volume of speakers and microphone as you adjust it.





Audio Accessories Support

Use an extended range of audio devices with SmartPTT Mobile

Now SmartPTT Mobile supports the following types of audio device connections:

- 3.5 mm jack (Mini-jack)
- Lightning connector
- Bluetooth

Contact Us

To learn more about the product and request a price list, please email us at sales@smartptt.com

To request help or technical consultation, please email us at support@smartptt.com

To share your feedback on the product, documentation, and services, please email us at feedback@smartptt.com



smartptt.com

info@smartptt.com

+1-786-362-5525

290 NW 165th St, Ste P-800A, 3rd Flr, Miami, FL, 33169, USA